



Ribeye Custom A600

£32,995 • Brightlingsea United Kingdom (UK) • Used • 2016

Presented by
Peter Marchant
Phone: 44(0)1206302003
Morgan Marine
The Boatyard, Shipyard
Estate
CO7 0AR Colchester
United Kingdom (UK)




Details

Make:	Ribeye
Model:	Custom A600
Year:	2016
Condition:	Used
Engine:	, 300 hp
Engine type:	
Fuel type:	Gasoline
Length:	6 m (19.69 ft)
Beam:	2.88 m (9.45 ft)
Cabins:	0
Berths:	0



Morgan Marine



7zea.com

Description

EN

2016 Ribeye Custom A600 has just arrived at Morgan Marine, powered by a dependable Yamaha F115 BETL outboard. Renowned as the ultimate all-rounder, this versatile Ribeye is equally at home delivering thrilling days of water sports or offering relaxed outings with family and friends. In good condition and fully equipped, it features a copper-coated hull, SBS roller trailer, a full Ribeye tailored mooring cover, Raymarine chart plotter, Garmin VHF radio, and a premium Fusion audio system with high-quality speakers. Subtle blue LED deck lighting adds an elegant touch, giving the boat a sleek and stylish finish that's ready to impress. Designed with water sports in mind, the A600 comes with an A-frame and tow eye, comfortable jockey seats, a boarding platform with ladder, durable Hypalon tubes, and Flexi-teak flooring. Built with Ribeye's signature focus on safety, strength, and stability, it also delivers outstanding speed and comfort, making it a stand-out choice for anyone seeking both adventure and reliability. This is a rare opportunity to own a highly sought-after model, and it won't stay available for long. Contact Morgan Marine today to arrange an early viewing.

Cabin: N/A

Cockpit: Elite console with steering wheel, engine controls, windscreen handles, and forward bow seat with storage. Pilot and co-pilot single jockey seats with winged backrest. Behind 2x jockey seats with backrest. Sculpted 3x person rear bench seat with bolster head rest and storage locker. Bow locker with removable bow cushion. Glove box with 12v socket. Cup holders.

Electronics: Raymarine chart plotter. Garmin VHF radio. Fusion audio system with speakers. Yamaha digital engine display. Navigation lights. Anchor light. LED deck lights. Compass. Automatic and manual bilge pump. Isolator switch. Switch panel on dash.

Machinery: Yamaha F115 BETL outboard with power trim and tilt. Hydraulic steering. Stainless steel propeller. Fuel capacity - 120 Litres. Ribeye engine prop bag.

Trailer: SBS R2 1500 single axle braked trailer with jockey wheel, lighting board, hitch and winch. NB - the road trailer may not be in serviceable road worthy condition. It is recommended the buyer should inspect and service accordingly prior to use on public roads.

General information

Make:	Ribeye
Model:	Custom A600
Year:	2016
Condition:	Used

Engine

Engine:	, 300 hp
Engine type:	
Fuel type:	Gasoline


Measurements


Length:	6 m (19.69 ft)
Beam:	2.88 m (9.45 ft)
Deep:	0.89 m (2.92 ft)
Weight:	0 ()

Accommodation

Cabins:	0
Berths:	0









Morgan Marine

The Boatyard, Shipyard Estate
CO7 0AR Colchester
United Kingdom (UK)

Phone: 44(0)1206302003

<https://morganmarine.com>

